



Registered charity no 251394

It's another NEW YEAR! January 2023



Did you begin your New Year making Resolutions – promises to yourself to change something in your life such as being good at tidying your bedroom?




One man who definitely did change his life after an encounter with Christ was Saul.

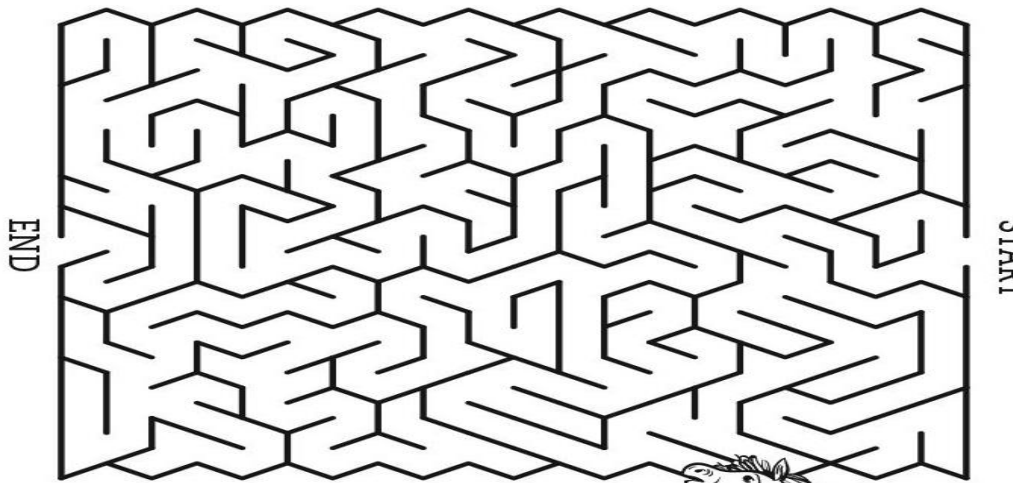
I am wondering if the three men in the picture made changes in their lives after the visit they made to Bethlehem. For many people a very important date in the Christmas calendar is January 6th. This is Epiphany, when the baby Jesus was visited by the Magi (also called the three Kings or the Wise Men). In some countries presents are not given out until this day and in some churches there will be processions of people, adults or children, dressed as the Magi. Children wear homemade crowns and carry stars to remember how the Magi found the stable with Jesus, Mary and Joseph. The men came from different countries with different religions. I wonder if their meeting with the infant Christ changed them. God had specially led them to Bethlehem so they were important. They showed Jesus is for everyone,

It was after the crucifixion and Saul had come to hate the followers of Jesus because he felt they were changing the religion he had grown up with. His hate led him to hunt down Jesus' followers and imprison them. He heard some had fled to a town called Damascus so he set off with soldiers to arrest them.

Suddenly, a bright light struck Saul and he fell from his horse. He heard a voice saying, "Saul, Why do you persecute me? Go on to Damascus and I will send someone to you." When the light faded Saul found he couldn't see and had to be led into the city.

After 3 days Ananias came to him and talked to him about the love of Jesus for all people, and at last Saul began to believe. Ananias prayed with Saul and his eyesight was restored. Saul was baptised and changed his name to Paul, and changed his life, becoming a great missionary taking the story of Jesus to many places. The church remembers him on January 25th.






Help Paul on his journey to accepting Jesus.




How to draw a snowflake



Some Winter Crafts

For most of us the snow came before Christmas this year, but there may be more before the end of winter. Often January and February are the coldest months. Did you know that no two snowflakes are ever the same?

Make some snowflake decorations. Follow the direction on the left to draw your own, or trace out the shape on the right. When you have the basic shape you can decorate the ends of the branches in different ways. Colour them silver or make them shiny in any way you can.



Make a wintery POLAR BEAR HANDPRINT picture.

Draw round your hand onto a piece of white paper. For the face draw a white oval shape with the two ears. See the illustration to see how to place the face and draw the features. Give him an arctic background with dark blue paper sea and lighter blue for the ice floes. Add some snowflakes.

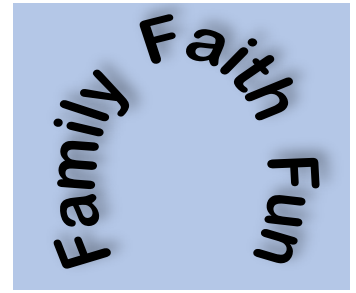




Charity No 251394

February 2023

Fun before Fasting



We've barely got over celebrating the birth of Jesus at Christmas, and already the shops are filling up with Easter Eggs. Easter is the time when we remember when Jesus' life on earth ended. In actual time over thirty years had passed and Jesus had grown up, learning all about God and finding out what God's mission for him would be. He had to prepare himself so he went off into a desert area away from people and spent 40 days and night praying and listening to God. In the same way we should be preparing ourselves for what is to come and this is a special time in the Church calendar which is called LENT.



When Jesus was alone in the desert he was tempted by the devil. He **fasted**, went without much food or water. As he got more hungry, he began to feel tempted to do the things that might make him a famous and powerful man – turn stones into bread, take power to rule great cities, or to test God by throwing himself off of a high city wall to let angels save him. He knew this was not what God wanted him to be so he resisted those temptations.

We could mark this time by giving up tempting luxuries such as chocolate, sweets, cake. Many people give up doing something that they really enjoy, or promise to read the bible and spend time in prayer every day.

The last chance for eating up anything considered a luxury is PANCAKE DAY (this year on Feb 21st).

Pancakes are made with eggs, flour and milk. Lemon juice, sugar or syrup are added flavours after cooking. Part of making them is tossing them and some places hold races with people running while tossing a pancake.



The following day, Ash Wednesday marks the beginning of Lent. *(Read about Jesus' time being tempted in the desert in Luke 4:1-13)*

Pancake Day Word Scramble

Unscramble the Pancake Day themed words and join them to the pictures on the right. We've done the first one for you!

napacke

pancake

nap

blow

uprys

gruas

sgeg

orulf

kilm

pilf

melon

turbet

nopso





Part of what we should be doing to make ourselves ready for Easter is to do things differently, possibly giving up something but also to think about how we can behave better. To help you to think about this you could make yourself a Lenten Egg. This is an egg shaped card with ideas written in the sections inside. **Method:** Take an A4 sheet of paper or card, any colour, and lay it down with the longest edges top and bottom. Fold the two short side into the middle. Cut across the middle of those two halves (see picture). Open the top flaps and use the bottom half to draw a line across the section below. Then open two flaps on the same side to give you a line to draw down the middle of the lower section. Open up all the flaps and you now have 8 sections. Copy out the suggestions in the boxes below for ideas of what you can do during Lent, or cut them out of

this page. Then fold the flaps down again and draw the letters for LENT on each section and add a curved line to make the shape of an egg. Cut out round this line but be careful not to cut the flaps off completely. Use your Lenten Egg to help you to think about something you could do or pray for during Lent.


| | |
|--|--|
| Try to pray for those who need food or shelter.. | Give up something you really enjoy today |
| Cheerfully give up all video games today. | Give up TV today. |
| Sit in silence for 15 minutes to think about the life of Jesus | Do not fight or argue today. |
| Give up a snack today | Clean your room without being told. |

I wonder how well you know this prayer called The Lord's Prayer. The words were given to us by Jesus when someone asked the question, "How should we pray?" See if you can fill in the missing words in your best handwriting, then colour it in and perhaps cut it out, and mount it on some card, to remind you. You may not be familiar with some of the words used here. 'Hallowed' means 'holy', and for debts, we might say 'sins'.

The missing words: heaven, name, kingdom, earth, bread, forgive, temptation, evil.



Through March we are on a Journey





March 2023



..... and we began that journey on 22nd February, (Ash Wednesday) to travel to Easter Day, April 9th, and it takes about six weeks, the time called LENT. Some of us will have decided to give up some sort of luxury, or to take on a special task, such as reading more of the Bible, saying prayers each day, or contributing to a charity. We do this to mark the time when we learn of Jesus spending time in the wilderness, preparing to take on the work of His Father God, knowing that he would come into conflict with some people. In medieval times the church encouraged people to take a journey to a special holy place. This was called going on pilgrimage and the journey would be long and hard, travelled on foot by all except the most wealthy. The idea was that they should spend the time on the journey thinking about their life and their relationship with God.

For centuries Ely Cathedral has been the Mother Church of the Diocese of Ely, a place of pilgrimage for people from all over the world.

It was also a practice to walk LABYRINTHS, twisting paths to be used for contemplation as you walked them. If you visit Ely Cathedral, as you step through the main door you will see a pattern on the floor at your feet. This is a copy of an ancient labyrinth thought to have been there in the past. Pilgrims entering the church would end their pilgrimage by walking this, in bare feet or even on their knees, giving thanks for a safe arrival (travelling in those days was difficult and dangerous) and thinking about what they had come to seek help for from God.




On the left is a drawing of that Ely labyrinth. Take a pen and trace the pathway to the centre. The blue arrow points to the starting point. Take your time and think about what you are doing. Notice that there are no dead ends that cause you to turn back. The path twists and turns but always goes on and when you reach the centre, you then retrace your steps to get out. On this path there is nothing to stop you travelling on, just as we can have a clear path to God if we follow Jesus.

As we travel through this Lenten period, we should think about some of the things we learn about Jesus.

We might have learnt about some of the wonderful things, miracles, that Jesus performed. One was the time when he fed 5,000 people with just five small loaves and two fish. It happened when Jesus had been talking to the crowds of people all day. Towards evening the disciples began to worry that the people should be sent home for their suppers. But Jesus said "You should feed them". Without any idea of how they could do that, one of them, Andrew found a boy with five loaves of bread and two fish, his meal. The boy gives up his food to the disciples and Jesus. Jesus then takes the meal, blesses it, and begins to break it into pieces. The breaking did not cease. It kept multiplying until everyone in the crowd was full. And even then, there were twelve baskets full of leftovers. As the boy handed over his meal, he probably wondered what difference such a small amount of food could make among the large crowd. Jesus showed that He takes anything offered and uses it to accomplish His purpose. We shouldn't be discouraged if we think we have nothing to offer Jesus. Learn from the boy in John Chapter 6:1-13

Make a Loaves & Fishes Basket to remind you of what Jesus is able to achieve. You will need either two paper plates or two circles of card. To cut the centre out to form the handle, put the two plates together and then cut out half of the centre circle (perhaps fold the plates in half to make it easier to cut). Colour them in to look like a woven basket, then staple round the bottom portion. Draw five of the loaves and two fish, then colour and cut them out and put them in your basket.



Preparing for Palm Sunday which will be on April 2nd.


This is when we remember Jesus arriving in Jerusalem riding on a donkey and the crowds welcomed him waving branches from the palm trees. They were very excited and expecting something to happen, but not what did actually happen.

Spend some of this time leading to Palm Sunday to pray for our world. Using the illustration, draw out a palm leaf and colour it in green. Copy the words on each section as shown, then use one each day as a pointer for a prayer. There are seven so could be one for each day of the week. You could end with the prayer below.



Thank you, God that you always listen to my prayers. Often, I don't know what is ahead of me, but like Jesus as he journeyed to Jerusalem, may I always know that you are with me.

Amen




TRAVELLING THE EASTER ROAD



April 2023



By the beginning of April this year, we are nearing the end of the road to EASTER. Big things are about to happen through this first week of April!




On April 2nd we remember Jesus travelling the road to Jerusalem with his friends. They were preparing to celebrate the important Jewish festival of Passover. They were welcomed into the city by the crowds who waved Palm branches and shouted "Hosanna, glory to God". They were hoping Jesus was going to do wonderful things for them, perhaps even lead an army against the hated Romans. This was the Sunday.

Jesus spent the next few days teaching the people God's message and on the Thursday he and the Disciples made their way to a house in the city where Jesus had arranged they could share the Passover meal together.

But during the meal one man slipped away and went to see the High Priests of the Temple who were plotting to get rid of Jesus.



After the meal Jesus wanted some time to pray to prepare himself for what was soon to happen. He led the disciples out of the city to Gethsemane.




For thirty pieces of silver, Judas promised the High Priests he would lead the soldiers to Jesus so they could arrest him. In the dark he led them to Gethsemane and showed them which one was Jesus by giving him a kiss of greeting.



The Temple priests wanted Jesus to be put to death, but they had to go to the Roman Governor for that to happen. He, Pilate, tried to pass the decision off to Herod, the Jewish King. Herod sent Jesus back to Pilate who in the end gave in to the mob, who just a few days ago had greeted Jesus as a hero. Now they wanted him put to death.

After they had whipped him and put a crown of thorns on his head, the soldiers made Jesus carry his cross to the place of execution.




Jesus died on that cross. Two friends took his body and buried it in a cave tomb. A large stone was rolled over the entrance. When the women came on Sunday morning they found.....




....the tomb was empty!

**JESUS HAD RISEN, HE
WAS ALIVE AGAIN!!**




At the empty tomb, Mary Magdalene talked to a man who she thought was a gardener. But then she saw that he was really Jesus! He had risen from the dead and was alive again. Jesus proved there was a life after death for us all. Here are some Easter Cross crafts that turn a thing of pain into something beautiful.



Colour in the cross design, or trace the cross shape or the Easter egg and decorate them with scrunched up tissue paper, or dots of paint.



You could make a simple Easter/spring head band from a strip of paper to go round your head decorated with a bunny face or a chick.




Eggs, chickens and rabbits (or rather hares) are all ancient symbols of new life and can represent the new life of Christ resurrected.



Charity No 251394

May 2023

A NEW COMMANDMENT



“A new commandment I give to you. As I have loved you, you must love one another.

These were words spoken by Jesus at the Last Supper, just before the terrible events of Good Friday, the day of his crucifixion. Even on the cross he asks his father in heaven to forgive the soldiers because they didn't know just what they were doing.

What is a “commandment” – it's an order that should be obeyed. Moses was given 10 Commandments by God to give to the people of Israel when they were in the desert (see Exodus) which became the rules by which most of us live. We are told not to steal, not to tell lies, not to be jealous of what others have, not to kill, to love God, to name a few. They are the principles that have become the basis of our laws today.



And now here is Jesus giving us another one! But if you think about it, if you really love other people you will not want to do anything to harm them, and will forgive them if they hurt you in some way. A very difficult rule to live by. Jesus said we should love our neighbours as we love ourselves when he was talking to a crowd of people.

One man asked who should we consider are our neighbours? So Jesus explained in a way that he knew would be easy to understand. He told a story. It begins.....


Once there was a man who was on the road from Jerusalem, going to Jericho. In a lonely and deserted stretch, he was attacked by robbers. He was beaten, stripped and robbed of all his possessions. Then he was left for dead on the roadside.



A priest on his way to the temple in Jerusalem came along, saw the man, and hurried by on the other side of the road. A little later, a Levite, someone who served at the Temple, also came by, saw the man and passed by on the other side.



Then a Samaritan, a man from the country of Samaria, came along. People from his country were hated by the Jews who would never dream of helping one of them. The Samaritan stopped by the injured man, bound up his wounds, and put him onto his donkey. He took the man to the nearest town, found an inn and asked the innkeeper to look after him, leaving money for his expenses.



At the end of the story Jesus asked, “Which one of these acted like a neighbour?” Then told the man to go and behave in the same way to all those he met in life.

On May 28th this year, Christians will celebrate Pentecost, a birthday that marks the beginning of the Christian church. What is it about?

Forty days after the momentous events of the time we call Easter, the atmosphere in Jerusalem is tense. The authorities are known to still be keen to wipe out all memory of Jesus. The disciples were gathered in the upper room of the house in the city. They were gathered together to celebrate the Jewish festival of Pentecost.

Suddenly, the house was filled with a sound from heaven like the roaring, mighty windstorm. Then, what looked like flames or tongues of fire appeared and settled on each of them. And everyone present was filled with the Holy Spirit and were no longer afraid. This was Jesus' promised gift. They all felt a need to speak out about Jesus and his wonderful promise of salvation for all.



Outside the streets were filled with visitors from many of the surrounding countries, there to celebrate Pentecost. Seizing the moment Peter stood and spoke to the crowds. Each person could hear what he was saying in their own language! (Read all about it in Acts 2:1-4)



Look and See

Below is a picture by the artist Rebecca Brogan. See the hands of Christ at the top, showing the marks of the nails. He is releasing a dove (a symbol of the Holy Spirit) while at the same time rivers of fire are pouring down on the people below, who are dressed in the costumes of many nations. The love of Jesus is freely given to all who wish to know and follow him, wherever they come from.

A Pentecost Puzzle



Beginning at the top from the letter C, can you follow a path through the flame, finding the letters in your path and fill in the blanks below. Be careful not to take a wrong turn!



Make yourself a Flame Crown and perhaps wear it to church on Pentecost Sunday,
Cut out flames in a long strip to fit round your head. Then use different shades of red, orange and yellow tissue paper to cover it, or paint it, and then join the ends together.



Registered Charity No 251394

BIBLE PLANTS IN YOUR GARDEN

Family Faith Fun

June 2023

Do you know that many of the herbs and flowers that we grow in our gardens, or use today, have connections with the Bible. Some have special associations with events or characters in the Bible.

Do you have any Candlemas Bells in your gardens? Candlemas is Feb 3rd and what flowers are around at that time? The wonderful snowdrops. They are one of the many flowers associated with Mary and Candlemas was when Mary & Joseph took Jesus to the temple 40 days after his birth.

Our ancestors imagined the everyday life of Mary with the help of flowers:-

Cow Parsley is Our Lady's lace, Harebell is her thimble and Thrift her pincushion, Clematis is her bower (garden seat) and Cowslips her keys.

Cowslips are also sometimes called St Peter's Keys because he is said to hold the keys to the Kingdom of Heaven.

Aquilegia (Columbine) is also called "doves round the fountain". Columbine means dove flower and there are a number of doves in the Bible – the one who found the dry land for Noah, the offering of Jesus' parents at the temple. At the Baptism of Jesus it was recorded that the spirit of God descended on him like a dove.

The Madonna Lily is particularly associated with Mary, the Mother of Jesus, as are Daisies, both symbols of purity. Daisies are also symbols of the innocence of children.

Many of us have a bit of mint growing in the garden, and Jesus ridiculed the Pharisees for making a law to tax mint. Mint and other herbs that were tithed were too common and plentiful to be worth much. Jesus accused the Pharisees of hypocrisy for insisting on tithing something so cheap but neglecting justice and the love of God.

St Patrick used a three leafed clover to teach about the Trinity. Old fashioned Pansies were called Trinity violets because they are 3 coloured, yellow, white and purple.

The Passion flower tells the whole story of the passion of Christ. The leaf is shaped like the spear, used to pierce the side of Christ when on the cross, the tendrils are the whip and the ovary the whipping post. The filaments are the crown of thorns, the 3 styles the nails and the stamens the hammers. The corona is a purple crown.



Cow Parsley



Cowslip

Looked at from above, the spikes on the top look like the heads of doves.



Aquilegia



Madonna Lily

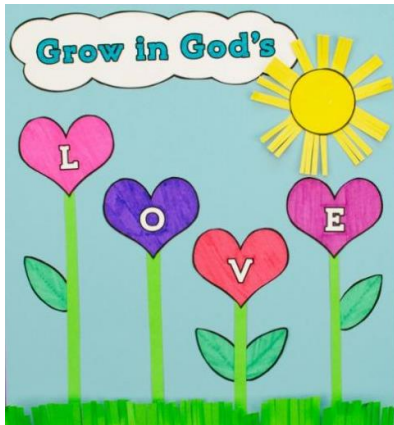


Clover leaf



Flower gardens, as we know them, didn't exist in Biblical times. Most flowers were wildflowers that grew near homes, groves of trees, or in fields. As in most climates, the spring rains brought an abundance of flowers. Sometimes the flowers are mentioned as illustrations to help us understand the message or ideas that were being presented. They can also represent His people- just as flowers bloom and grow with His care, so do we.

“And why do you worry about clothes? See how the flowers of the field grow. They do not labour or spin. Yet I tell you that not even Solomon in all his splendour was dressed like one of these. Matthew 6:28-29 NIV.



Craft Activity. Make a poster like the one pictured to remind you that we, like the flowers, grow in God's love. Cut out a yellow sun, different coloured heart shapes for the flowers, and green stalks and leaves. Stick them onto a blue background for the sky.



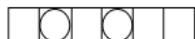
Or you could make a reminder of the teachings of Jesus with a Kindness Matters Flower. Cut a circle out of yellow paper, petals from any colour you like, stem and leaves from green. Write on each petal the sort of things that show kindness to others.

This word scramble is based on Luke 15:11-31, the story of the Prodigal Son. Unscramble each of the clue words. Take the letters that appear in the circle boxes to find the message at the end.

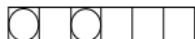
GRENUH



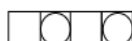
RVATLE



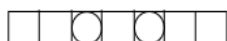
AFTEHR



EHOM



HOOLISF





Jesus teaches us



The words are home, travel, father, foolish, forgive

Lead the son back to his loving Father,






Registered charity no 251394

Jul/Aug 2023

Let's Celebrate SUMMER



It's nearly school holiday time. Probably everyone is hoping for fine weather to be able to enjoy summer activities. Here are some summertime activities for you to do at home.
Colour in this picture of these adventurous children.



ST IUSMIWSOE B I R
UAMOCEANXYEOHV
RDNCYDONUSFAGO
CREDFZJBHITLL
FAMASGAOALCLYL
AUURERHRYOUASE
LGKRCTAOBGPUEY
LEOGHASSANRWEB
EFCGCLHEHFNAEA
RI IRESSYEEDVAL
BLUGISIRAMLETE
MZLFLEWOTPAON
ULOTIONOSLLEHS
EKYACOASTRIERI

Shells Sand Waves Lotion Fish
Lighthouse Sun Surfer Towel
Swimsuit Seagull Umbrella Crab
Boat Ocean Boat Coast Beach
Lifeguard



Make a colourful shoal of fish. Cut strips of paper, approx. 30cm long by 20cm. Cut the tail fins from same coloured paper

Carefully bend long sheet in half (don't make a crease in the centre), and staple or stick the ends together, trapping the tail piece as well. Cut a V shape in the end for the mouth, add eyes, draw on side fins and decorate as you wish., perhaps with sequins for scales.



Make a JELLYFISH SUNCATCHER by drawing jellyfish body onto a piece of clear plastic with a black marker pen then stick coloured tissue paper on it. Make the tentacles from ribbon or thin strips of paper. Hang in a window to catch the light.



Perhaps you and your family will be going for a picnic somewhere – in the countryside, on the beach, or with a group of friends. Did you know that once Jesus had a picnic on a beach with his special friends? It was just after Jesus had been killed by the authorities, buried in a tomb and then come back to life again. He had appeared to his friends in the upper room, but had then gone away again. The friends were feeling lost without him and not sure what to do so they decided to take a boat out onto Lake Gallilee and go fishing. It was very early in the morning as they came back to shore and they could see that on the beach a fire had been lit and someone was nearby.

As they landed Peter shouted, “It’s Jesus!” They all rushed up to him and saw that Jesus already had some fish cooking over the fire. As they shared this breakfast Jesus talked to the friends about his mission for them to take his teachings out to all the world.



If you go to the beach do you like to build sandcastles?



Sometimes there are wonderful sandcastle building competitions where people make the most amazing sculptures. Can you see in the picture the sand model of Noah's Ark?

And here is one of Jesus and the disciples at the Last supper.

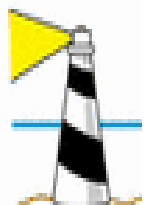


These are very clever but it is fun just to use your bucket and spade to build a castle. A team effort could make something



like these children have done.

You could even build a castle in a sandpit at home.



September 2023



In the annual church calendar, the time from 1st September to 4th October is dedicated to God as Creator and Sustainer of all life, and is called Creationtide, or the Season of Creation, when we remember and thank God for this world that we live in.

To help you think about what we should be thanking God for you could make yourself a flower picture like the one on the right (it could be a sunflower or any coloured flower). On each petal write something that you want to thank God for. Like the one in the picture that can be for our families, homes, plus food that comes from many different parts of the world for us to eat, and for the world itself. Hang it where it will remind you and your family of God's great love for us all. Thinking about food that we love, you might like to recite the prayer below at the start of a meal:



Thank you God for yummy meals,
For fruit and bread and cheese.
Thank you God for this great world,
For trees and fields and bees.
Thank you Lord for families,
For laughter and for fun,
Thank you now for this fine food,
Please bless it to our tum!



Through the summer you may have been able to hear lovely birdsong in our parks and gardens. But the weather will soon be getting colder and our summer visitors, the swallows, swifts and many others, will be making their long journeys back to warmer countries. But many stay with us, blackbirds, robins, wrens, greenfinches etc. At the moment there is food for them, but soon they would welcome a little help which we can give them by providing feeding stations. If we start putting food out now – if you haven't been doing it all summer anyway, they will learn where to look for it through the colder weather. Fat balls are always popular. The ingredients: for seeds you could mix together dried cranberry, pumpkin seeds, muesli and mealworm, but you can also buy bird seed from many garden centres.



Don't use desiccated coconut or cooked oats, as these can be harmful to birds. Melt lard, suet or solid vegetable fat, enough to be able to mix in your seeds. Once the fat and dry ingredients are thoroughly mixed, leave them to cool for a short while. This will reduce leakage, and also make the mixture safer to handle. When the mix is cool enough to handle, mould it into a ball round a piece of string (for hanging). Leave to cool and set completely before hanging in the garden.

When Jesus talked to the people that came to listen to him, he would talk about things that they understood. They knew what shepherds were and how food was grown so when he used those ideas in his talks it helped them to understand what he was trying to teach them. Once he was asked what this Kingdom of God that he talked about, was like.

Jesus said: “ the farmer sows a seed in the ground. Then he can take his rest. Meanwhile the seed will sprout, become a shoot and then grow into a plant with seeds, ready for harvest. When the harvest is ripe and ready, the farmer will reap, cutting and collecting the good grain. What is not good he will leave behind.”

We are the grain in God’s harvest.

Will we be ready to be the good grain?

This time of year that we have traditionally called Harvest Time is now noted in the church calendar as “Creationtide” – a time to remember all that God created for us.

Below is a representation of a wall chart that could be made by a group or on your own. You could use circles of paper rather than paper plates so it could be made a little smaller. The pictures could make one large wall chart or each picture could be hung separately. As you make each picture, offer up a prayer of thanks to God for what he created.



You could design your own pictures to illustrate each day.



CREATION WORDSEARCH

ANIMALS BEGINNING BIRDS
CREATED DAY EARTH
FISH GOD HEAVENS
LIGHT MANKIND MOON
NIGHT OCEANS RESTED
SUN



October 2023

You may have been celebrating Harvest Festival in your church or school recently -or perhaps it is coming up this month. It's a time when we thank God for all the wonderful food that we are able to enjoy. Food that these days comes from all over the world. But do you ever think about fish - perhaps you like to eat it as fish fingers.



We have to thank fishermen from all over the world who risk their lives at sea to catch all sorts of fish for us to eat – not just the cod you may have in your fish fingers. And fishermen were an important group of men who left all that they had to follow Jesus when he called them. One of them was named Peter. His family owned a fishing boat and one day Jesus used it as a platform to be able to teach the people gathered on the shore. When he finished speaking, he told Peter and his crew to push the boat further out and to let their nets down on the right side of the boat. Peter protested, "We worked all last night but didn't catch a thing!" But then he had second thoughts and said, "If you say so we will do it." They rowed the boat further out onto the lake and let down the net. Immediately it was filled with fish. So much so that the net began to tear as the men struggled to pull it aboard, and they called for a second boat to help them.. In the picture at the top of the page you can see Peter and his crew struggling to pull in that net.

Amazed, Peter and his partners James and John, realised that Jesus was special and Peter fell to his knees before Him. He was a little afraid by what Jesus had been able to do and tried to send him away. But Jesus told them all not to be afraid, and that from then on they would become fishers of men. Immediately Peter, James and John, decided to trust in him and leave their boats and their old life behind, and they followed Jesus.

Read this story in the Bible. You will find it in Luke Chapter 5 verses 1-11.

A Question for you:

What do you think Jesus meant when he said "You will become fishers of men"? Perhaps you could discuss this with your parents, teacher or Sunday church leader.



Peter Recognises Jesus
Wordsearch. Find the words
below in the square.


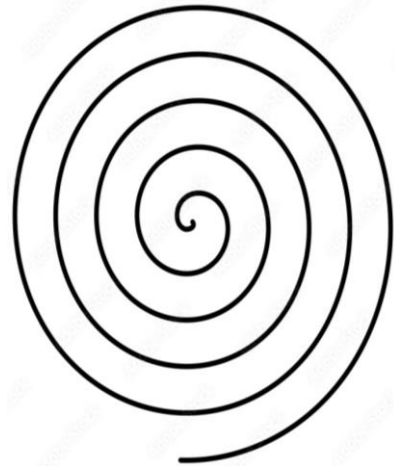


| | | | | |
|------|-------|-------|-------|-------|
| BOAT | GOD | NETS | SIMON | WATER |
| FISH | JESUS | PETER | SON | TEAR |

Craft Activities 1. A Fish Spiral



Begin by cutting out a circle of card, or use a paper plate. Put your pencil point in the centre of the circle and then draw lines going out towards the edge. Try to keep even spacing. Look at the picture on the left and see how the fishes are drawn between the lines. Also draw out a boat and fishermen picture to go at the top (make your own design). When you've filled the spiral with fish pictures, colour them in. Now – beginning at the outside line, cut along the lines very carefully to make your spiral.




Attache to the bottom of the picture of the fishing boat to hang down below (see picture right)
To finish off, cut out and colour a double-sided fish to hang on the bottom.

2. A Net Full of Fish



Copy the fish shapes below, or draw your own, and colour them in, make each one as different as you can. Then cut them out. Find a net bag that had some fruit or vegetables in and fill it with your fish. Then attach it to a sheet of paper or card, blue if possible, to represent the sea. Write the words:-

“I will make you fishers of men”
on the sheet to remind you that Jesus called Peter and friends to trust him, and we must try to do the same.

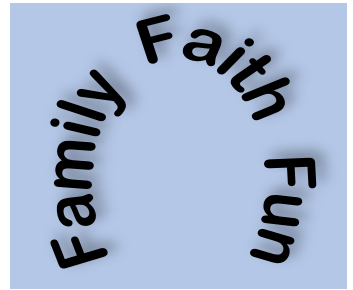




Charity No 251394




From
Crown of Thorns
To
Crown of Gold



November 2023

Do you remember, back in April this year we heard about what happened to Jesus when he was arrested? How the soldiers made fun of him and made him a crown out of thorns because people were saying that Jesus had claimed to be a king? He never did, not to be King of this world. In the account of His arrest and trial in the Gospel of John, when Pilate asked him, "Are you a King?", Jesus answered, "My kingdom is not of this world". (*John 18 v 36*)



Christians believe that Jesus now reigns as our King in heaven and this is remembered on the last Sunday in November, before the beginning of Advent. This year that falls on November 19th. On this day we celebrate Jesus as Creator, Saviour, Head of the Church, and Ruler over all the Nations!

He is the King of Kings!

Although His throne is not on earth, He will remain King over the world for all time.

He is a king of love, mercy, peace, and forgiveness

Paintings and stained glass windows will often show Jesus with a crown and royal robes.

CHRIST THE KING Craft

To begin you will need a sheet of black or dark blue paper (A4 or bigger if you wish) and cut out the background shape as shown in the picture.

Then you will need some blue and green paper to make the image of the world at the feet of Jesus.

Draw the figure of Jesus and then either colour it in or use different coloured paper or fabric to make his robe, hair and beard.

To make the crown and royal sceptre, use some gold or bright yellow paper or card and add them to the picture.

If you have any , you could add gold glitter glue to his crown and sceptre. Add silver glitter glue or small silver stars to the black background so it looks more like space.

Once it's dry add a looped thread and hang it up!



Colour in this picture of the angels crowning Jesus in Heaven.

Jesus was arrested and taken to Pilate's palace.

"Are you a king?" asks Pilate.

According to John's Gospel, Jesus answered: "I was born into this world for this purpose, to speak about the truth. Whoever belongs to the truth listens to me."

Each line of the puzzle below has one of the words from the list below hidden in the random letters. The blank space is a missing letter that belongs to that word.

PALACE WORLD ARREST TESTIFY
KING FIGHT BORN TRUTH

| | | | | | | | | | | | | |
|---|---|---|---|---|---|--|---|---|---|---|---|---|
| Q | I | M | T | R | U | | H | W | L | G | P | C |
| X | M | K | U | A | R | | E | S | T | M | O | I |
| O | C | S | D | F | B | | R | N | O | N | R | J |
| V | G | V | K | I | N | | Z | U | M | X | O | H |
| V | O | O | H | V | M | | E | S | T | I | F | Y |
| O | B | F | I | G | H | | U | I | L | M | P | N |
| U | C | E | L | A | P | | A | L | A | C | E | L |
| I | T | R | A | C | A | | O | R | L | D | P | T |




DESIGN YOURSELF A

JESUS IS KING

CROWN



Cut out any shape you like for your crown and perhaps write the words JESUS IS KING on it before adding jewels or coloured decorations. You could also write on the words for all the things Jesus is King of:- love mercy peace forgiveness creation.



Charity No 251394

READY!!!.....



STEADY!!!.....



WAIT FOR IT.....!



December 2023

Something special is about to happen!

We're on the countdown to Christmas.

But are we ready for it? This month there is a weekly craft activity leading you to Christmas.

Week One – Preparing Ourselves

Hundreds of years ago, a man called Isaiah tried to tell the people that God was going to send someone, a Messiah, to lead them to a new Kingdom of Heaven.

Isaiah was a Prophet, a man who listened to God and tried to pass on messages to the people. Isaiah said they were to be ready for when this new King comes. It was to be many years before Isaiah's words came true and most people had given up hope. But we know what happened so we can prepare to celebrate that new King who came as a humble baby.

How should we prepare ourselves?

As the Christmas lights go on they remind us that light helps us to see those things that need to be cleaned or tidied away. Do we need to prepare our hearts for Christmas by saying



sorry for anything we have said or done that has hurt others. Draw & cut out a heart shape, make it sparkly if you can.

Write the word sorry on it and hang it up somewhere, perhaps on your Christmas tree.

Week 2 – Thinking of Others

At Christmas we are often asked to think about those less fortunate than ourselves – refugees, the homeless, those suffering war, the hungry, the sick and the elderly. Perhaps you could think of some of these sorts of people and make a paper prayer chain to hang on your Christmas tree at home or in your church. Add several links to the chain for each group of people you think about. Perhaps you could write the words 'refugees', 'homeless' etc on each group of links. You might like to use a different colour for each group and add sticky stars as decorations.



Week 3 Angels, God's Messengers




The angels played an important part in the story of Jesus' birth. First of all Angel Gabriel was sent to tell Mary that

God wanted her to be the mother of his son. Then when Jesus was born, a whole host of angels told the shepherds the wonderful news, and where to find him. They wished PEACE for the people on earth. Sadly there are places where there are wars and there is no peace. Make an angel prayer tree decoration (see next page) and write PEACE TO THE WORLD on it.

Week 4 Guiding Stars

God wanted the whole world to know about Jesus, which is why he sent a special star to guide some men from countries far away to find Him. The wise men saw a new star in the sky and followed it. They brought precious gifts to give to Jesus. If you were a visitor to that stable, what gift would you take for the baby? Think about all those children (and adults) who will not be getting any presents this year because they are homeless, on their own, or living where there is war. Pray for those who try to help these people.



The Wise Men Wordsearch

| | | | | | | | | | | | | | |
|---|---|---|---|---|---|---|---|---|---|---|---|---|---|
| U | N | O | R | S | H | I | P | S | P | G | L | E | R |
| K | E | S | N | E | C | N | I | R | S | N | O | S | A |
| P | R | E | S | E | N | T | E | D | U | A | L | L | L |
| R | S | E | U | O | R | L | B | H | N | R | T | H | D |
| E | S | E | D | J | U | E | E | G | P | J | L | S | E |
| P | P | S | A | R | E | L | S | I | E | U | E | H | C |
| O | R | O | N | R | A | S | C | F | O | D | H | E | E |
| R | E | S | A | S | C | S | U | T | P | A | I | R | G |
| T | E | T | U | B | L | H | H | S | L | H | G | O | N |
| E | S | R | O | P | R | O | P | H | E | T | A | D | I |
| I | E | M | C | H | I | L | D | S | G | U | M | H | K |
| J | E | H | E | H | E | L | H | T | E | B | U | H | R |
| D | S | H | E | P | H | E | R | D | H | E | A | S | T |
| C | H | R | I | S | T | G | I | E | H | R | R | Y | M |

WORSHIP GOLD SEARCH JESUS
 JERUSALEM KING PRESENTED
 CHRIST MAGI HEROD BETHLEHEM
 EAST MYRRH PROPHET REPORT
 INCENSE PEOPLE RULER
 STAR GIFTS SHEPHERDS



You need 3 wooden teaspoons (or craft sticks and cut out a circle for the head) Find scraps of material to make the robes, crowns and beards. Make them look as rich as possible using glitter glue sticks and sequins. Copy the star shape and stick your Wise Men on it. What gift would you take to baby Jesus? Write it on the back of the star and think about children who will not have a present this Christmas.

Wise Men
Spoon
Decorations

