



Registered charity no 251394

# It's another NEW YEAR! January 2025



Did you begin your New Year making Resolutions – promises to yourself to change something in your life such as being good at tidying your bedroom, or perhaps helping in other ways at home? It's not too late to make your resolutions.



To help you remember what you promise to try to do, you could make yourself a chart to put on your wall or stand on a cupboard. To make the owl in the picture take an A4 sheet of coloured paper, lay it down with the long edges top and bottom. Fold the two short edges into the middle then draw on or cut out eyes, beak, wings, ears and feet and stick them on the card as shown.

Open the sheet out and cut a piece of plain paper to fit in the middle on which to write down your resolutions. What will you write? *Brush my teeth every day. Try eating something new. Pick up my toys. Take care of my pets. Do my reading practice.*

What do you think Jesus would like you to promise?

*Help someone else. Do something for the environment. Read a Bible story. Say my prayers.*

There will be many other things you can think of to try to do more often over the next year.



Are you wondering why there is a Christmas picture included here? Did you think Christmas ended on Boxing Day? Well, for many people a very important date in the Christmas calendar is January 6<sup>th</sup>. This is Epiphany, the moment when the baby Jesus was visited by the Magi (also called the three Kings or the Wise Men). In some countries presents are not given out until this day and in some churches there will be processions of people, adults or children, dressed as the Magi. Sometimes there are

even camels joining in. Children in the crowd may wear their own homemade crowns and carry stars to remember how the Magi found the stable with Jesus, Mary and Joseph.

And even Epiphany may not be the end of Christmas. For some the official ending is Feb 2<sup>nd</sup>, Candlemas Day, when we remember the baby Jesus being taken to the Temple in Jerusalem to be presented to God, as was their custom.



# WORD SEARCH

## January



mitten



hat



flake



January



snowball



snowman



bear

m	i	t	t	e	n	i	s
s	f	l	a	k	e	y	n
n	q	w	h	m	w	r	e
e	p	f	i	u	b	a	w
w	n	a	e	r	m	u	b
m	v	h	a	g	i	n	a
a	c	e	s	t	e	a	l
n	b	x	e	y	p	j	l



We didn't get any snow for Christmas this year, but there is still time before the end of winter. Often January and February are the coldest months. Can you find the cold weather words in the wordsearch?

When it is very cold the birds and wildlife find it difficult to find enough food. Do you feed the birds in your garden?

Colour the picture below of birds at a feeder. Can you see the snowman and the cat with his eye on the birds?

How many different kinds of birds do you think there are?








Registered Charity No 251394

# SIZE DOSEN'T MATTER



**FEBRUARY 2025**

Here is a story about someone who proved that with God's help, you can overcome big obstacles.

Once there were two armies. One belonged to people called Philistines, the other to the Israelites. The Philistines marched their army into the land of the Israelites and challenged them to fight. But the battle didn't begin immediately. The Philistines had a secret weapon – a man who was nearly 9ft tall who they sent out first to challenge the Israelites to send someone to fight him, one to one. His name was Goliath. He was so frightening that none of the Israelite soldiers dared to face him.



A young shepherd boy called David went to the Israelite camp to take food to his brothers who were soldiers in the army. When he heard about Goliath shouting for someone to go and fight him, he said he would do it. Everyone laughed at the thought of this young boy facing Goliath. When their King, Saul, heard about David he wanted to give him his own armour. But it was much too heavy for David. He told them about how he looked after his family's flock of sheep, keeping them safe from wild animals with the help of God's strength, and the use of his sling.



So he went to the stream and picked up 5 stones for the sling he used to scare off the wild animals, and went out to face Goliath

Goliath jeered the Israelite army for sending such a weak opponent out to face him, but calmly David fitted one of the stones into his sling as he prayed for God's help. Carefully he aimed, fired, and the stone hit Goliath in the middle of his forehead, killing him instantly. With that the Philistine army fled. David had won with God's strength.

Our own faith (trust) in God could help us all when we have to face difficulties in our lives.





**Make David & Goliath finger puppets** using toilet roll tube for David and kitchen roll tube for Goliath (or draw on sheet of paper then curl round to make tubes). You could use one of the illustration as a guide, or draw your own figures. When finished you could make them into finger puppets using two fingers to hold Goliath and one for David. Then you could play at Defeating the Giant with a paper cup sling shot and your Goliath puppet.



To make your sling shot you will need:

A fairly strong paper cup.

A balloon just big enough to stretch around base of cup.

1. Tie a knot at the end of the balloon.
2. Cut off the tip of the balloon (the cut-out portion should be around half the size of the bottom of your paper cup)
3. Cut away the bottom of a sturdy paper cup.
4. Gently stretch the balloon over the bottom of the paper cup. Pull up the balloon as far as possible.


If your balloon does not fit the paper cup very well, you may need to secure it with sticky tape.

5. Make ammunition from screwed up paper (or you could use marshmallows!)

To shoot, simply place a paper ball in the cup and hold it up; pull the end of the balloon and release.

Tip: The more upright you hold the cup, the higher the ammunition will fly.

The story of David & Goliath is found in 1 Samuel chapter 17. It's rather long but verses 4-10 give a description of Goliath, and verses 48-50 tell how David defeated him.



Trace a path for David's stone to hit Goliath.


P	B	E	Q	Z	Q	Y	I	E	I	U	P	E	M	S
S	T	A	F	F	Y	U	P	G	F	K	H	Y	X	W
J	B	S	T	H	S	G	S	K	H	M	I	K	A	O
P	U	O	A	T	N	D	M	I	U	R	L	D	R	R
R	G	O	B	O	L	D	K	N	C	X	I	G	M	D
N	W	P	V	X	W	E	P	G	X	D	S	M	I	R
A	J	O	M	M	D	X	Z	S	J	Z	T	S	E	R
M	E	N	O	F	I	S	R	A	E	L	I	L	S	F
E	Q	L	B	C	L	T	Y	U	J	Q	N	I	Y	H
D	R	L	Z	M	B	W	F	L	Y	Q	E	N	S	W
T	R	V	Q	Y	U	D	X	N	G	T	S	G	H	P
Q	S	E	R	V	A	N	T	J	J	B	M	W	Z	I
A	O	G	Z	E	F	U	Y	F	J	L	W	D	H	G
L	C	S	T	O	N	E	G	A	R	M	O	R	C	U
H	T	P	E	Q	G	I	A	N	T	V	U	H	Y	S

GIANT
BATTLE
SLING
ARMIES
PHILISTINES
MEN OF ISRAEL
STONE
SWORD
STAFF
KING SAUL
SERVANT
ARMOR





# DO I HAVE TO?



## MARCH 2025

How often is this our response when asked to do something we really don't want to do? Perhaps putting our clothes and toys away, helping at home, getting our homework done, putting our phones away. At some time, all of us, young and old, will say: "Do I have to?" Though the answer will probably always be yes, it's often up to ourselves to decide to do what we know is right.

In the Bible we are told of a man who really didn't want to do what God asked him to do.



The man was a prophet and a preacher. He spent his time telling people about God. Mostly people would listen to him, but one day God told him to go to a place called Ninevah, a city of their worst enemies!

He was to tell the people of that city that God was not happy with them. They seemed to have forgotten God's rules and were behaving in very bad ways. He was to tell them that God still loved them and if they changed their behaviour their city would not be destroyed. God wanted to forgive those people so he wanted them to have a chance to change their ways, and this upset the man, who was called Jonah.

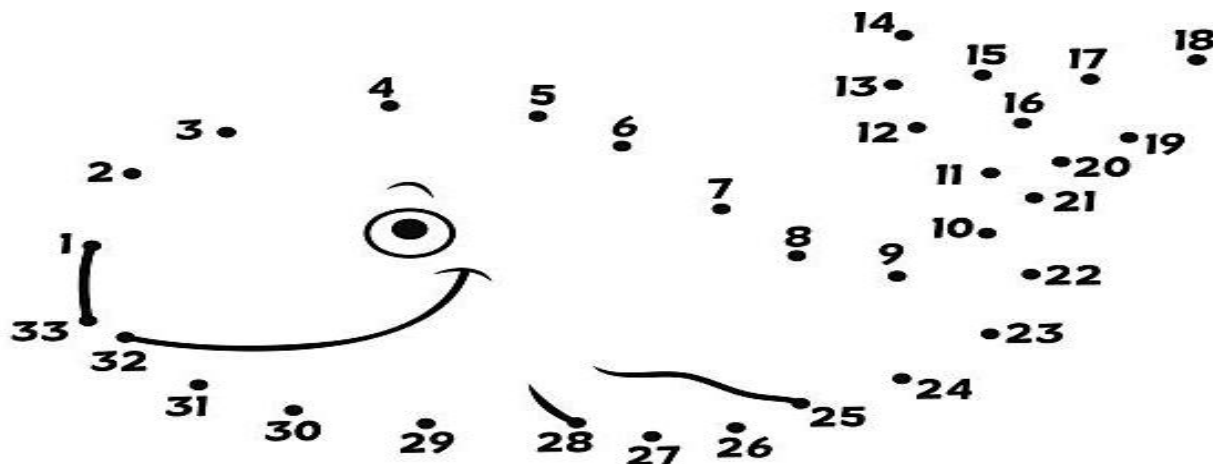
"I won't do it", he said. He thought they should be punished.

Jonah thought he would be able to get away from God and avoid having to do as He asked. He ran to the harbour where he found a ship that could take him far away from Ninevah. The ship set sail, but soon a terrible storm blew up. It was so bad the sailors were afraid that their ship would sink, so they started to throw things overboard to try to make the ship lighter.

Jonah knew that God had sent the storm so he shouted to the sailors, "It's all my fault. Throw me overboard"- and they did.



The storm stopped, but Jonah sank deep into the sea, until he was caught and swallowed by a giant fish. Jonah knew this was part of his punishment for trying to disobey God so he prayed, "Help me, help me God".



Join the dots to see the big fish.

The story continues:

After a while the fish spat Jonah out on to a beach. “Now go to Ninevah”, said God. This time Jonah obeyed and gave the people God’s message. When the King heard Jonah’s message, he ordered his people to listen and change their ways, which they did. God forgave them all.

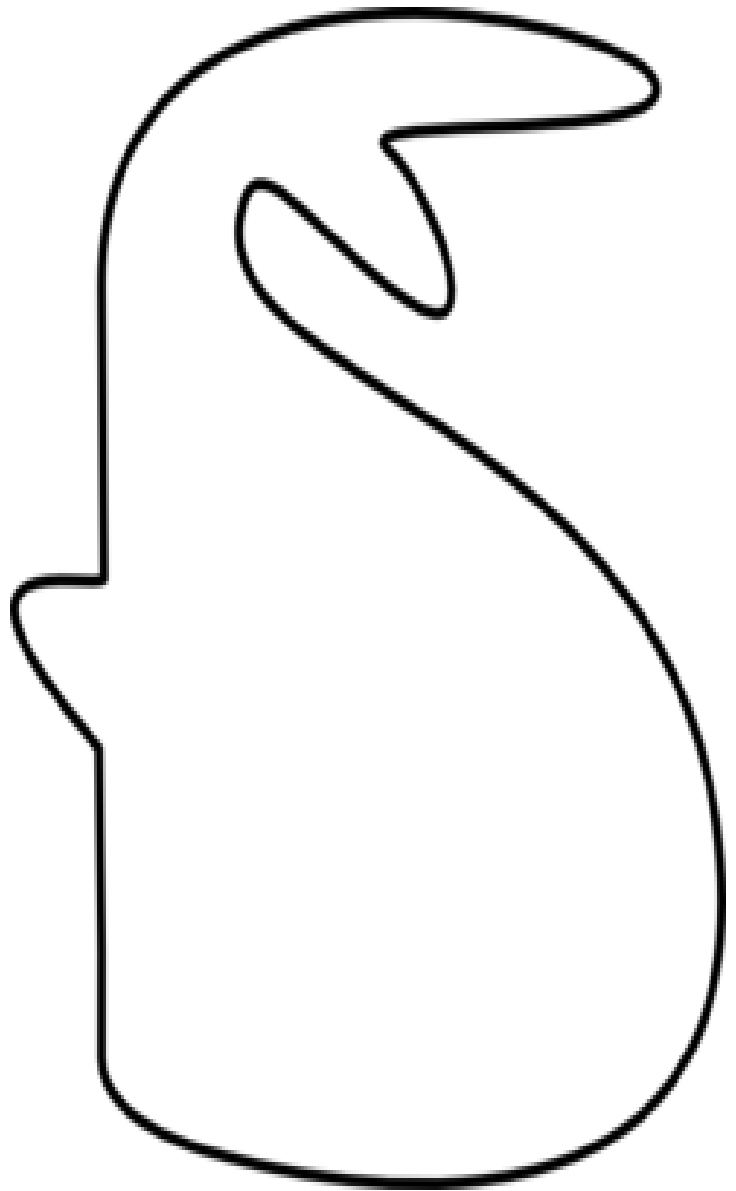


To remember how God forgave Jonah for disobeying him, and that he forgave the people of Ninevah, make a **Jonah & the Whale** wall hanging.



Use the picture above as a guide.

Paint a small paper plate blue, or cut a circle of light blue card. Trace out the whale shape onto darker blue paper. Add the water spout and eye. Draw your own picture of Jonah in the whale, or copy/cut out the one below, and stick it onto a circle of paper to represent the whales stomach, then stick both pieces onto the whale’s body. Punch some holes round the outside of the bottom half of the plate/card, and thread blue wool in and out across the picture to make the waves. Cut out a few fish to lodge in the strands of wool.



You could make a card to hang below saying:

God is happy when we say “I WILL” instead of “Do I have to”.





Registered charity no 251394

# FROM SORROW TO GLORY



**April 2025**

This month marks a time of many emotions for the followers of Jesus. This year the church celebrated Palm Sunday on 13<sup>th</sup> April. This remembers the time of great joy and expectation when Jesus rode into the city of Jerusalem on a donkey. The crowd was excited. Many had heard of Jesus' teaching and miracles. They longed for a leader who would help them drive the hated Romans from their land. They cheered and praised God shouting "Hosannah! Blessed is the king who comes in the name of the Lord!" They waved palm branches like flags and laid cloaks on the road for the donkey to walk over.



During the week Jesus talked to and healed many people. On the Thursday he had a very special meal with his friends. At the end they shared bread and wine and Jesus asked them all to remember him whenever they met together. He knew this would be the last meal he would share with them all.

But there were some jealous men who don't like it that many people listened to Jesus and not them. That night, in the Garden of Gethsemane, Jesus was arrested and taken away to trial. The trial lasted through the night until on Friday morning Jesus was condemned to death. He was beaten by the soldiers, a crown of thorns put on his head to make fun of him.

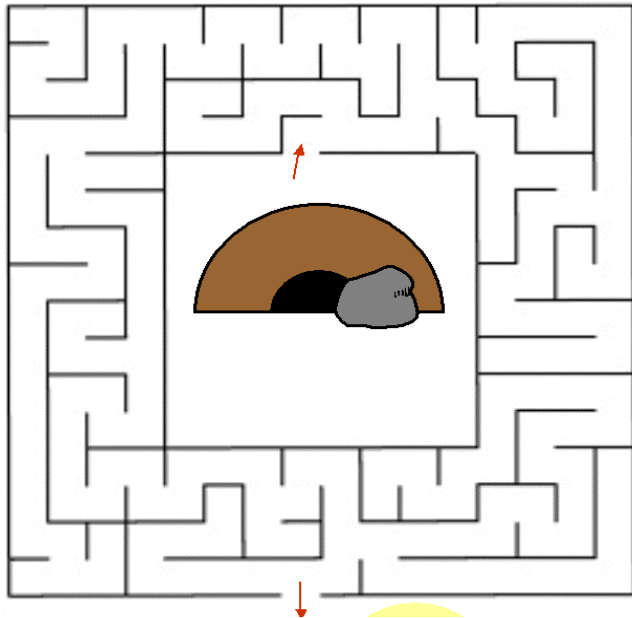


Early in the morning Pilate decreed that Jesus should die, therefore he would be crucified. To further humiliate him, he was made to carry his own cross through the streets, out through the city gates and up to the hill. There he was put to death, alongside two thieves.



He died at midday on Friday and then before the evening, his body taken to a cave tomb for burial. A huge stone was rolled over the entrance to block it.

Throughout Saturday, Jesus' friends hid away in the city, afraid of what might happen to them because they were his followers. But, early on Sunday morning, Mary Magdalene went to check on the tomb and found it empty! She thought someone had removed the body of Jesus, but then a familiar voice said her name. Mary was overjoyed to see Jesus standing there. He had risen from the dead and was alive again. This is the message of EASTER.



### The mystery of the Easter Rabbit

Many of us will receive lovely chocolate eggs for Easter, representing the new life of Jesus who broke out of the tomb just as a bird breaks out of an egg.

Some might also have a chocolate rabbit. **WHY?** Rabbits (or hares) were another ancient symbol of new life. Our picture shows how we could think of the **Easter Rabbit** in a new way. Read the captions and then you could colour him in and perhaps cut the panel out and hang it in your home. Could you use your eyes & ears etc like this Easter Rabbit?

### Easter Maze

Help Jesus to find his way out of the tomb so that he can tell his disciples that He is Alive!

Here is a simple Easter Morning craft to make using two paper plates and coloured paper. To celebrate the message of Easter – Christ overcame death on the cross.



Has big ears that are quick to listen (James 1:19)

Is white as snow because Jesus takes all sin away (Isaiah 1:18)

Has big eyes to look carefully and choose what is good (1 Thessalonians 5:21)


Has no voice for complaining or arguing (Phil 2:13)

Is gentle, kind-hearted and forgiving (Ephesians 4:32)

Reveals hidden things to little children (Matthew 11:25)

Has quick feet to go tell others Jesus' teachings (Matthew 28: 18-20)





Registered charity no 251394




We have just been remembering those terrible events leading up to what turned out to be the joy of Easter. **Jesus** was taken prisoner by soldiers and put on trial before being crucified, an unjust punishment, but he was following God's plan to show us that death is not the end.

Have you ever felt that life is "not fair". Perhaps you were told off for something that you didn't do, or didn't mean to do. Perhaps you accidentally knocked something over. But hopefully everything came right in the end and the punishment (if there was one) was not too hard.


But there are a number of characters in the Bible who were punished unfairly, or because they believed in God. Many were put in prison. One of those was **JOSEPH**. He was imprisoned first by his own brothers because they were jealous that their father gave him that special 'coat of many colours'. They sold him as a slave to some Egyptians.

When he fell out with his masters he was put in prison, until he found favour with Pharaoh when they discovered he could interpret some dreams that Pharaoh was having about some fat and thin cows. Joseph said the 7 fat cows in the dream meant there would be 7 good years and the 7 thin cows that 7 years of famine would follow. So Pharaoh was able to get ready for the famine by storing up grain for the people.



**DANIEL** was imprisoned because he always worshipped God and not the idols of the king who ruled at that time. This was against the law so the king threw him into a den filled with lions that should have eaten Daniel. Because God was with him, the lions did not eat him up. When the king looked down into the den next day, and saw that Daniel was still alive, he ordered that Daniel should be taken out of the den, and from then on, the king changed and worshiped God as well.

Many of Jesus' followers were later also imprisoned.



Two of them were **Paul and Silas**. They were in Philippi (a former city in present-day Greece), where they were arrested, flogged, and imprisoned, falsely accused of causing a public nuisance. Some business leaders said they were "causing trouble for our city because they are Jews, and are telling others about things which we Romans are not able to accept or follow." At midnight Paul and Silas began to sing hymns of praise to God. There was a rumbling noise and an earthquake caused the prison to shake and the stocks and chains holding them fell off. They were free.

**Acts 12** says that **Peter** was put into prison by **King Herod**, but the night before his trial an angel appeared to him, and told him to leave. Peter's chains fell off, and he followed the angel out of prison. The prison doors opened of their own accord, and the angel led Peter into the city.

All those people had some really difficult days, but God was always with them, as he is with us.

Here are a few activities to remind you of two of those Bible characters.

### Josephs' Coat Biscuits



You may be able to buy some ready-made person shaped biscuits, or perhaps someone could find you a recipe and help you to make some. When they are baked decorated them with coloured sweets for his coat, eyes and mouth, and cake icing for his hair. Decorate enough to share with the family and make them smile.

**Paper Plate Face Mask** Find a paper plate big enough to hide your face. Colour the centre yellow or cover with yellow paper.

Cut strips of yellow, orange and red paper, about 20cm long, and bend, don't fold, in half and stick round the outer edge of the plate to form the lions' mane. Draw on the nose and mouth and work out where the eyes will be if you are going to cut them out and wear the mask. Make two holes opposite each other on the edge of the plate, level with the eyes, for the elastic to go through which will hold the mask to your face. If you don't want to cover your face, use a bigger plate, cut the centre out and add the paper mane (see picture right).



Remembering the story of Paul and Silas in prison, find the hidden words in the grid below.

FUTURE  
SINGING  
PRISON  
PAUL  
JAILER  
SILAS  
FEAST  
CELL  
CHAINS  
WORRY  
GOD  
JESUS

X	R	C	P	B	U	C	U	G	D	T	G	F	L	H
M	E	E	E	W	Q	W	X	K	B	U	Z	Y	E	H
Z	L	M	M	L	B	W	K	Y	F	A	J	X	U	Z
G	I	E	M	X	L	G	M	B	X	I	C	U	B	B
T	A	S	E	L	Q	B	F	F	W	A	H	T	D	R
A	J	T	Z	V	I	P	C	T	O	O	I	A	A	W
D	P	K	M	F	X	C	Y	S	C	W	R	T	Y	P
T	S	D	C	R	E	N	O	S	I	R	P	R	J	D
T	V	A	A	Z	S	R	C	O	S	Q	A	E	V	R
P	W	P	L	N	U	B	U	J	Y	F	J	W	D	Q
V	E	M	I	I	T	C	N	T	E	E	E	Z	W	I
S	O	A	T	V	S	J	M	N	U	S	K	A	U	O
C	H	F	S	I	N	G	I	N	G	F	U	N	S	D
C	P	A	U	L	F	G	O	D	O	S	S	S	W	T
U	V	Z	M	U	L	E	C	B	D	K	P	V	V	S





Registered charity no 251394



# JUNE HAPPENINGS FIRE & WATER



## JUNE 2025

### FREAK WEATHER IN JERUSALEM

So might have read the headlines in a newspaper at the time of Jesus (if they had had newspapers then). It was 50 days after the events of Easter and the friends of Jesus were gathered in the house, wondering when the help that Jesus has promised them would come. Suddenly the room was filled with a great noise!

*What happened then?* asked our reporter:

**We were all praying together when we felt a great wind blowing through the room.**

*What did you see?* they were asked and they gave this astonishing reply:

**What looked like tongues of fire which touched each person there.**



Then it seems they all began to speak in different languages. They spoke to the crowds gathered outside who had come to Jerusalem from many different countries to celebrate a Jewish festival similar to our Harvest Festival, and everyone could understand them.

What a dramatic event that would have been, and from then on it is seen as the birthday of the Christian church. This is Pentecost, and this this year was celebrated on Sunday 8<sup>th</sup> June

From then on, the message of Jesus was spread around the world by those who came to believe in him. They were said to be filled with the 'Holy Spirit'

### Fruits of the Spirit

In the Bible (Galatians 5:22-23) those who receive the Holy Spirit are said to be filled with "the fruit of the Spirit" which are **love, joy, peace, patience, gentleness, kindness, faith, goodness, self-control**. Can you find all these words in the wordsearch below?

## FRUIT OF THE SPIRIT

P E A C E L B O G X L R M G I K H P X S  
U L O W T F L T O I K H U K J E R T U M  
I M P D P G N Y G K Y V M H O U F R T C  
K T A K C J O V Q V A T C P Y T A Z M N  
P I T D S K T O W X P B D J W D I T U F  
B I I R X Y K Z D A F L H I E Q T S K S  
U T E U M P I G E N J Y Z S B Z H D Q I  
Q P N Y O M X S X J E X U E X T F E H H  
W I C M U L G V D H S S M W L G U Z V Q  
N Q E V V P I Y U C G N S Q D A L C M D  
C T L A J N Y O N G N P Q V Y C N A A X  
N S S G E N T L E N E S S C Y K E V G X  
T B B N Z Z V T S G K L C D C W S M B I  
H M N N T O F F Z A H C Y Z V U S G L P  
D S E L F C O N T R O L Z J K N H Y E L  
Y R W H V G R D D Q T P W M W D C P T O  
N Q A M P H Q U O H V M P Y D E E Z T V  
I H W Z J M X L T D C A M C B V D W D E  
I Z K I N D N E S S T T A R C H R M P O  
J R I Q T K O P J X K T Q K K L B U Q N

PATIENCE  
FAITHFULNESS  
SELF-CONTROL  
KINDNESS  
GENTLENESS

PEACE  
JOY  
GOODNESS  
LOVE



## A story for June:

Once there was a man named John. Before he was born an angel visited his Mum, Elizabeth, who told her she was going to have a son (sound familiar - just like Jesus' Mum Mary?) and who then went to his father and told him that his son must be called John, and he would have a very special job to do in life.



I wonder what Mum and Dad made of their son when he grew up and went off to the wilderness, ate locusts and dressed in just a camel skin!! He was also very outspoken, telling anyone who would listen (and many did) that they had to change the way they lived and be ready for the coming of the Messiah. He started a trend of inviting people to join him in the River Jordan to have all their bad things washed out of their lives, and to start again, living a better life.



One day, there was John, waist deep in the river, when who should join him in the water but Jesus. Now John was very close to God and as soon as he saw Jesus he knew that here was the Messiah that he had been telling the people would soon come.



He told Jesus that he didn't need to be washed clean because he was God's son, but Jesus wasn't ready at that moment to tell everyone, so he asked John to treat him the same as other people. And there and then John BAPTISED Jesus.

In the church today, we still BAPTISE (or Christen) people, often young babies, but not in rivers! There is something called the FONT which holds the water. (They come in all shapes and sizes.)



A special seashell may be used to pour the water on the baby's head




You may have the chance to see a baptism in your local church. Look for the Vicar marking the shape of a cross on the baby's forehead with oil then watch the water being gently poured over the baby's head. And finally see a candle being presented to the family, to remind them that Jesus is the Light of the World.




Colour in the picture of John baptising Jesus, to look like a stained glass window.

The Church remembers John the Baptist on June 24<sup>th</sup> each year.







Registered charity no 251394

July-August 2025



# LORY TO GOD

Family Faith Fun

I wonder if you enjoy reading, getting lost in stories? Lots of books have some wonderful pictures in them to illustrate the story and bring it to life. But I wonder if you have a book with such beautiful pictures as this:



And do you have one with a cover as wonderful as this one on the right? See the gold and jewels on it.

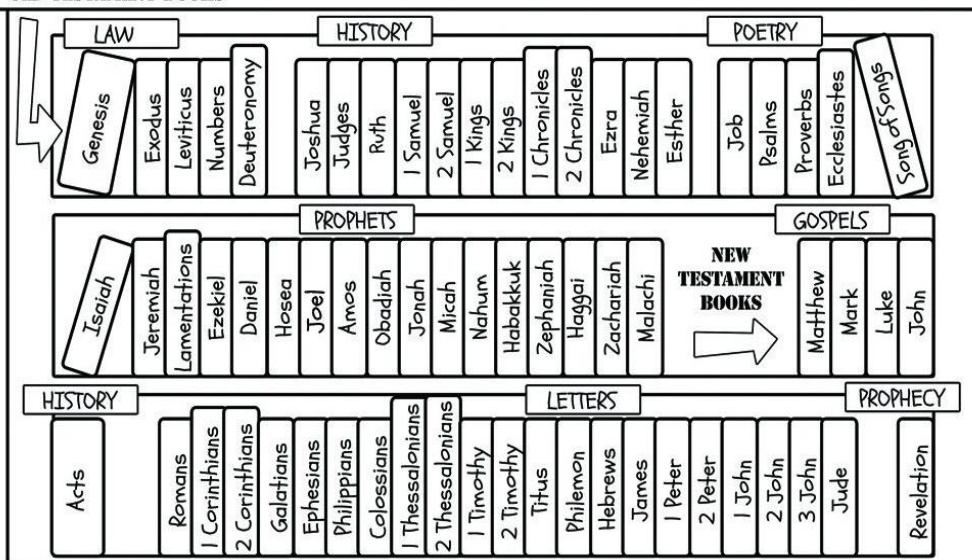
These are from very special, and very old, Bibles



In the days before printing was invented, all books had to be written out by hand, so there were not very many of them. Also, very few people could read or write anyway. These early Bibles were written by monks who lived in monasteries. The cover is from one called the Lindisfarne Gospels (the books about the life of Jesus: Matthew, Mark, Luke & John), copied by monks on Lindisfarne Island in about 720. They are called "illuminated manuscripts" because of the jewel like coloured inks they used, and for the gold leaf that was added to many of the pictures. They were written in Latin, the language of the church in those days. They were made so beautiful because it was thought that the "Word of God" (the Bible) was so very special it should be shown to be so.

Did you know that the Bible we use today is actually a collection of 66 books. It's a whole library, and like all good libraries the books are arranged in groups. Looking at the picture below you will see that they are labeled as Law, or Poetry, or Letters etc.

## OLD TESTAMENT BOOKS



Name one of the Poetry Books.

Which is the first Law book?

How many Gospels are there?

How many books are about Kings?

How many different people are named in the Letters?

What is the last book called?



The letter below is in the Celtic style of the decorations in the illuminated Gospels. Colour it in with your best colours to remind you of how special the monks made the bibles they copied. Can you see the eagle on top of the letter. They often included weird and wonderful animals in the pattern. You could also draw out your own initial and design a pattern around it.







Registered charity no 251394

THE  
WORLD



IN OUR  
HANDS

Family Faith Fun

## September 2025

Creationtide, from 1st September to 4<sup>th</sup> October, marks a relatively new addition to the church calendar. It brings together all denominations of Christians to pray and work for the protection of the environment. It prompts us to think about the whole of creation and what we, the people, are doing to our planet, the rising temperature causing ice caps to melt, more droughts and forest fires. We are being told that we need to act now to prevent a disaster – but what can one individual do, particularly if you are a child.

Many young people are getting involved in trying to raise awareness in those with the capability to make changes, the more powerful people and companies.

Perhaps you could raise more awareness by designing a poster for your church or school notice board and ask permission for it to be displayed. Think of the issues such as those mentioned above – plus things such as plastic waste, river pollution



It is also a time when many churches celebrate with a **HARVEST FESTIVAL**.

Whether we live in a town, a village or out in the country, harvest time is important for us all. It's a time to give thanks for everything that we have to help us to live. For instance our food (whether fresh, tinned or frozen) which may be grown on the land or fished from the sea, and also for the gas and electricity for our homes (and now cars!) and even the petrol or diesel (drilled from beneath this earth) not just for our family cars, but more importantly for essential emergency vehicles. We have so much to be thankful for even though it is not evenly shared amongst us. Take time to think about those in this country, and the world as a whole, who do not have enough to eat, a safe place to call home and the resources to make life bearable.

### **Harvest Time Craft** using card tubes.

**Windsock:** Decorate the outside of a cardboard tube with pictures of leaves, acorns etc. Make two holes opposite each other at one end and thread a piece of string through each then tie the ends together to form a loop. Then cut some strips of coloured paper (crepe or tissue paper if possible) to form the tail of the windsock. Stick more leaves on the strips and attach them to the end away from the string. Then take your windsock and run about in the wind.



Also this month 14<sup>th</sup> September is Holy Cross Day.

I wonder if you have ever thought about the crosses that you see in churches, or which people wear as a necklace.

The **CROSS** is the most widely recognised symbol of Christianity, but it comes in many different designs. It might be carved in stone or wood, marble or precious metal, it could be on top of a building or embedded in the ground. It can be worn as an ornament or carried in liturgical processions. Buildings for worship can be built in the shape of a cross.



As a focus of faith for Christians through history, many individuals and groups have adopted special designs to make it a symbol special to them.


### Celtic Cross

The Celts had a strong sense of God in nature and everyday events in their lives. This is shown in the “key” patterns that come from the days of St Columba. What seem to be broken lines are a spiral of one continuous line. The circle represents the earth.



This practice of creating a ‘special cross’ continues today, as shown in the picture on the left. This is known as a ‘Gomez Cross’ in memory of **María Cristina Gómez**. She was a Baptist primary school teacher and community leader in El Salvador who was abducted on April 5, 1989 and subsequently murdered because of her work for women’s rights. The cross has a picture of Maria and illustrates her life. It shows her teaching in school, working on the family farm and working with women’s groups in the villages.

**Design a Cross** You could colour in the Celtic Cross below, trying to follow the intricate patterns, or use the outline of the other cross to design one to represent your community and any of the people who inspire you, either in the church, your school, where you live, or in your family (you could draw your own larger one).







Registered charity no 251394

October 2025

# Celebrating Autumn



It's Autumn and the leaves on the trees will soon be giving us a wonderfully colourful display. As you travel around in the next week or two see how many different shades of green, gold, orange and red you can see in the leaves. One way to enjoy all these colours is to collect fallen leaves and use them to make pictures.

## An Autumn Leaf Collage

Collect some different shaped leaves and trace round some of them. Colour in those outlines and cut them out. Stick them onto a background sheet



You could also lay some leaves flat on the sheet of paper and use poster paints to carefully paint over them to leave an outline of the leaf on the paper. You could then stick the paint covered leaves and the clean ones on to your collage.

Do you live near a park or somewhere where there are lots of fallen leaves? Perhaps you could join with some friends and create your own leaf maze on the grass. It could be in a simple spiral shape like the one in the picture.



## Autumn Wordsearch

A D P R N H B F R T S S E A B C P U M P K I N  
B C H A R V E S T M K L Y U J G P H G A E S T  
T F C K M D Y I D M C H I L L Y M F V W F Z I  
E E L E A V E S Y H G R S I Q J Q H F P O E E  
R B I A G O O P N V C U D J K T T J A C K E T  
E P Y Y E W P I G C M N D B A G H L L B V E A  
F P P A V C G C D E K W I R E D T T L X X Z B  
E R J C S N Q E A A M Y U I Q N U K I D C B L  
N J K O I M P E V B D G G S Z U S Q J L G H E  
P K Y R T J C Q Q E T U R K E Y F G F A H U F  
A T L N S R I G G H T G R E A S F P H P C D D  
C A E N F L F C O L O R S A D C P L N P M I M  
C P R S T A K I W B F D V C T R D I N L O G J  
O J D Z P F Y D N V T C E O O C T O B E R R T  
R K I M V J C E Q Q U N B Y C R J S X Z O P H  
N O V E M B E R R N V E A C O U F R O S T X Z

Find and circle the list of words.

Acorn	Corn	October
Apple	Frost	Pumpkin
Brisk	Harvest	Rake
Chilly	Jacket	
Cider	Leaves	
Colours	November	

Pumpkin is one of the words in the wordsearch and on the next page you can read something about a different way of carving a pumpkin.

October 31<sup>st</sup> is traditionally “HALLOWEEN”- or All Hallows Eve (Hallows means Saints). 1<sup>st</sup> November is All Hallows Day (or All Saint’s Day) when we celebrate special religious people whose actions shone the light of Christ into the world. A Halloween tradition used to be to hollow out turnips to make lanterns but now we have adopted the American idea of carving pumpkins. The faces in them were said to frighten away witches and other unwelcome visitors. But instead of trying to scare people away, why not carve your pumpkin with a friendly face and as you do you could recite the following prayer:



Dear Jesus, as I carve my pumpkin hear my prayer.

*As you cut off the top say:*

Lord open my mind so I can learn about you.

*Scoop out the inside:*

Take all the wrong things I have done and forgive me.

*Cut eye shapes like hearts:*

Open my eyes so your love I will see.

*Cut a nose in the shape of a cross:*

I’m sorry for all the times I’ve turned up my nose at what you’ve given me.

*Cut ears shaped like a bible:*

Open my ears so that I will hear your words.

*Cut a mouth in the shape of the Christian fish:*

Open my mouth to tell others about you.


*Place a candle or battery operated light inside:*

Let your light shine in all that I say and do.

Amen

Autumn is also a time when the birds move from one country to another to find a warmer home for the winter. Swallows from here fly all the way to Africa. But did you know that some come here from colder countries?

One such bird is the Canada Goose and below is a puzzle to lead the goose to his new lake.



Here’s a thought:- Is it right to go and knock on people’s doors and demand to be given a treat, or a trick will be played on those people? A few years ago, a group of children began an alternative idea. They produced a little leaflet which said:

*“Hello.*

*We have come to your house tonight to offer you treats rather than demand them from you. We hope you have a lovely evening.*

*With best wishes.”*

They then stuck two individually wrapped chocolates on each of the notes.

There was no dressing up and they would not knock on the doors, simply post the notes through the letterboxes.

Some of the recipients of the leaflets saw the children delivering them, recognised them, and the next day the family had many very happy responses.

Would you consider doing something like this, or a kind idea of your own?





Registered charity no 251394

November 2025



## HALOS AND CROWNS



### DID YOU REMEMBER.....

November is a month for remembering many special people, but particularly those who have given their lives when fighting in wars. It is called Remembrance Day

It began to mark the day World War One ended, at 11am on the 11th day of the 11th month, in 1918. A two-minute silence is held at 11am to remember the people who have died in wars. There is also Remembrance Sunday every year, which falls on the **second Sunday in November**. This year it is quite early, November 9<sup>th</sup>.



ARMISTICE    CEASEFIRE  
CENOTAPH    HEROES  
MEMORIAL    NOVEMBER  
PEACE    PARADE    POPPY  
PRIDE    REMEMBER  
SACRIFICE    SOLDIERS    WAR  
WREATH

In the **WORDSEARCH** below find words to remind you of what we are thinking about on Remembrance Day.

T	S	H	E	E	J	E	R	Q	V	X	P	L	K	R
W	W	A	P	L	D	Z	A	T	U	E	D	T	E	F
H	I	D	C	A	E	I	W	B	A	T	F	M	F	J
S	E	Y	J	R	T	S	R	C	G	S	E	P	U	U
V	B	R	D	Q	I	O	E	P	R	M	I	A	C	T
Q	V	G	O	R	E	F	N	E	B	A	J	R	G	Z
I	V	G	C	E	F	X	I	E	Z	R	D	A	S	D
U	R	F	C	N	S	D	R	C	C	M	V	D	A	L
Y	P	P	O	P	L	F	U	F	E	I	M	E	M	A
P	N	S	K	O	X	H	P	Q	W	S	R	T	H	I
Y	X	B	S	W	R	E	A	T	H	T	U	M	L	R
C	E	A	S	E	F	I	R	E	F	I	C	L	Z	O
Q	R	E	B	M	E	V	O	N	Z	C	M	D	R	M
N	C	V	Y	Y	J	R	Y	V	K	E	Q	Y	H	E
R	C	G	R	Z	Y	K	H	H	C	Z	M	E	G	M

Just about every day of the year is dedicated to a Saint – a special person whose faith has inspired others, and who is often shown in paintings with a halo around the head.

One such person was St Elizabeth of Hungary. She was a wife and a mother – but also a princess who was very generous. It must be especially hard to be virtuous when you are given every luxury you could want. When sickness plagued her people, she gave everything she could, even to the point of giving her own bed to a leper to care for him.

Her date in the calendar of saints is November 19<sup>th</sup>. Read more about her on the next page.

Food was one of the many things she gave to those in need. This is why she is the patron saint of bakers. She was married to a man called Ludwig who really only cared about himself. When he found out Elizabeth was taking food to the poor he told her to stop, but in secret she carried on. One day Ludwig caught her going down to the village with a covered basket of bread. When he demanded to see what she was carrying, the frightened Elizabeth prayed to God to help her. "I've only got roses in the basket", she said. Angriily Ludwig tore the cover off the basket only to find – roses.

Could you make yourself a little picture or model of Elizabeth using the picture as a guide?



For a 3D model make a cone shape for the body, add either a wooden bead or just a circle of paper for her head and draw on the features. Cut pieces of paper, cloth or felt for her clothes and cut out a basket shape for the bread and loaves. You could then draw a small picture of some roses, make a cut in the body just below the loaves of bread and then insert the roses which you could then pull down to hide them as you perhaps tell the story, pushing the roses up to hide the loaves when you reach that part.

*A PRAYER: Dear Lord, we can't feed everyone in the world who is starving, but remind me to give what I can to charities that can help.*

Saints wore the halos – the CROWN is for Jesus.

If you remember back at Easter time, when Jesus was arrested the soldiers made fun of him and made him a crown out of thorns because people were saying that Jesus had claimed to be a king? He never did, not to be King of this world.

The church acknowledges Jesus as King of Heaven and celebrates this on The Feast of Christ the King, which this year falls on Sunday, November 23, 2025.

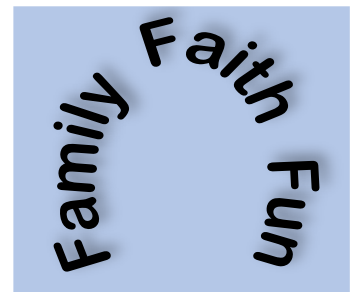
In the picture Christ has a halo, and the angels are about to place a golden crown on his head. Colour it in to look like a stained glass window.







# JOY TO THE WORLD



Charity No 251394

DECEMBER 2025

**Joy to the World** is the message of Christmas, a message of light, hope and love coming to the world in the form of a baby, Jesus. We are invited to enter into that story. How well do you remember it?

It all begins with an angel with a special message. Read about it below.



Mary



Gabriel



baby



was a young woman who loved God. The angel



said to



, "You will have a



You will name the



Jesus."



But just before Jesus was born Mary and her husband Joseph had to make a very long journey from their home in Nazareth to the town of Bethlehem. Sadly, when they reached Bethlehem they couldn't find anywhere to stay until one Innkeeper told them they could use the place where he kept the animals



And it was here in this stable that Jesus was born. But that was not the end. They were joined by some shepherds who had been looking after their sheep on the hills outside town. Angels had come to them too to tell them the wonderful news.



They went and found Mary, Joseph and the baby and knelt and worshipped him.



Soon there would be more visitors.

From far in the East came some men who had seen a new star in the sky which told them a new king had been born. They set off to find him bringing special gifts of **GOLD**, **FRANKINCENSE** and **MYRRH**. We will learn more about them at Epiphany, in January. Below is a picture of the shepherds on the hills outside Bethlehem for you to colour.



You could make this decoration as you wait for Christmas. For the circle draw round a tea plate, then make the inner circle by drawing round a saucer. Copy the words around the edge. Draw the crib shape onto brown paper, or colour it in. Make a star out of shiny paper if you can, and perhaps you have some small stick on stars you could add, or draw them on yourself. Then hang it up where you can see it as you wait for Christmas.

You might also like to make some stars using 5 craft sticks for the arms, then sticking beads or anything shiny on them. Or you could use pipe cleaners and thread pony beads on them.

## All about Angels

Find these words in the puzzle.

Angels come from **HEAVEN** to bring a **MESSAGE** from **GOD**.

**CHERUBIM**, **SERAPHIM**, and **ARCHANGELS** are kinds of angels.

**GABRIEL** and **MICHAEL** are two angels who are mentioned in the Bible.

A	R	C	H	A	N	G	E	L	S
A	K	H	O	B	Z	I	P	A	E
U	H	E	A	V	E	N	T	X	R
J	M	R	E	G	O	D	Y	H	A
O	C	U	Q	G	I	R	F	S	P
G	A	B	R	I	E	L	L	W	H
V	M	I	C	H	A	E	L	N	I
D	E	M	E	S	S	A	G	E	M

